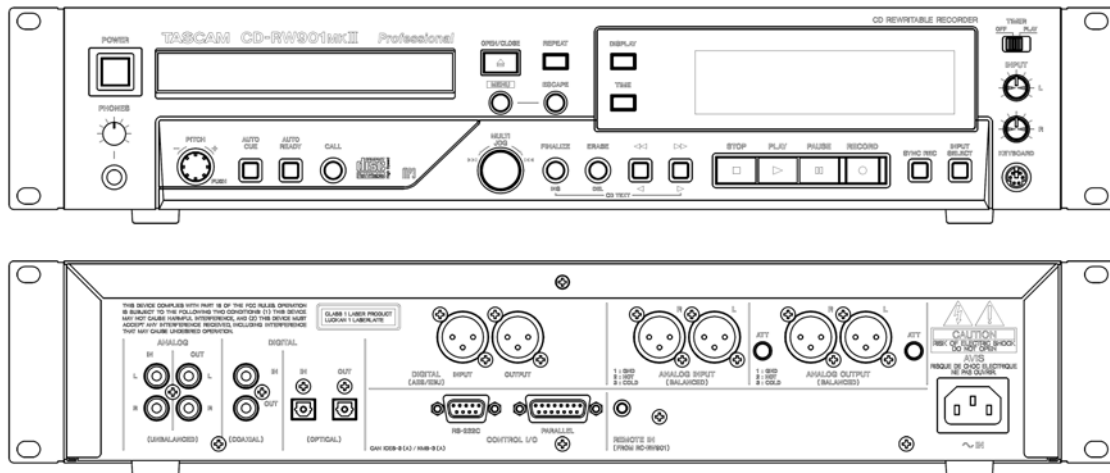


May, 2014

Product Spec Sheet
CD Recorder / Player
CD-RW901MK II



■ Specifications

Supported disc types	CD, CD-R, CD-R-DA, CD-RW and CD-RW-DA (High speed CD-RW is supported)
Playback disc formats	CD-DA, CD-ROM ISO9660 LEVEL1/2Joliet format, multisession discs and CD text
Playback file formats	CD-DA: 44.1kHz, 16-bit stereo MP3: 44.1kHz, 64-320kbps, VBR
Recording file formats	CD-DA: 44.1kHz, 16-bit stereo
Frequency response	20 Hz - 20 KHz ±0.8 dB (playback) ±1.0 dB (recording)
S/N	95 dB (playback), 90 dB (recording)
Dynamic range	95 dB (playback), 90 dB (recording)
Distortion	0.006 % (playback), 0.008 % (recording)
Channel separation	90 dB (playback), 80 dB (recording)
Wow and flutter	< 0.001 % (unmeasurable)
Analog inputs	Balanced XLR-3-31 Level +4 dBu (Full Scale -16 dB) Minimum input level -5 dBu (adjustable level at Full Scale -16 dB) Input impedance 14 KΩ ±5 % (balanced) Unbalanced RCA pin Level -10 dBV ±2 dB (Full Scale -16 dB) Minimum input level -19 dBV (adjustable level at Full Scale -16 dB) Input impedance 22 KΩ ±10% (unbalanced)
Analog outputs	Balanced XLR-3-32 Level +4 dBu (Full Scale -16 dB) Maximum output level +20 dBu ±2 dB Output impedance 75 Ω ±5 % (balanced) Unbalanced RCA pin Level -10 dBV ±2 dB (Full Scale -16 dB) Maximum output level +6 dBV ±2 dB Output impedance 200 Ω ±10% (unbalanced)

Phones output	Stereo (6.3 ϕ), 20 mW, 32 Ω
Digital input	Coaxial RCA pin jack (IEC-60958 Consumer use) Optical TOSLINK (IEC-60958 Consumer use) AES/EBU XLR-3-31 (IEC-60958 Professional use)
Digital output	Supported input sampling frequencies: 32-48 kHz Coaxial RCA pin jack (IEC-60958 Consumer use) Optical TOSLINK (IEC-60958 Consumer use) AES/EBU XLR-3-32 (IEC-60958 Professional use)
CONTROL I/O	PARALLEL D-SUB 15 pin RS-232C D-SUB 9 Pin REMOTE IN jack (for RC-RW901 only)
Keyboard	Mini DIN 6 pin
Power	U.S.A./Canada 120 VAC, 60Hz U.K./Europe 230 VAC, 50Hz Australia 240 VAC, 50Hz
Power consumption	17 W (U.S.A./Canada) 19 W (U.K./Europe/Australia)
Dimensions (d x w x h)	309 x 482.6 x 94 (mm)/ 12.2 x 19.0 x 3.7 (in)
Weight	4.5 kg (9.9 lb)

■ Control connections

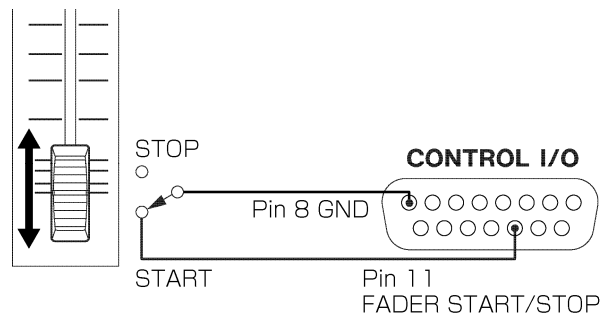
The pinouts of the CONTROL I/O (parallel) terminal on the rear panel (see "Rear panel" on page 1) are:

Pin	Function	I/O	Pin	Function	I/O
1	STOP Tally	OUT	9	PLAY Tally	OUT
2	REC Tally	OUT	10	PAUSE Tally	OUT
3	SKIP (Forward)	IN	11	FADER. START / STOP	-
4	SKIP (Back)	IN	12	STOP	IN
5	EOM Tally	OUT	13	PLAY	IN
6	REC	IN	14	PAUSE	IN
7	CAL	IN	15	+5V*	-
8	GND	-			

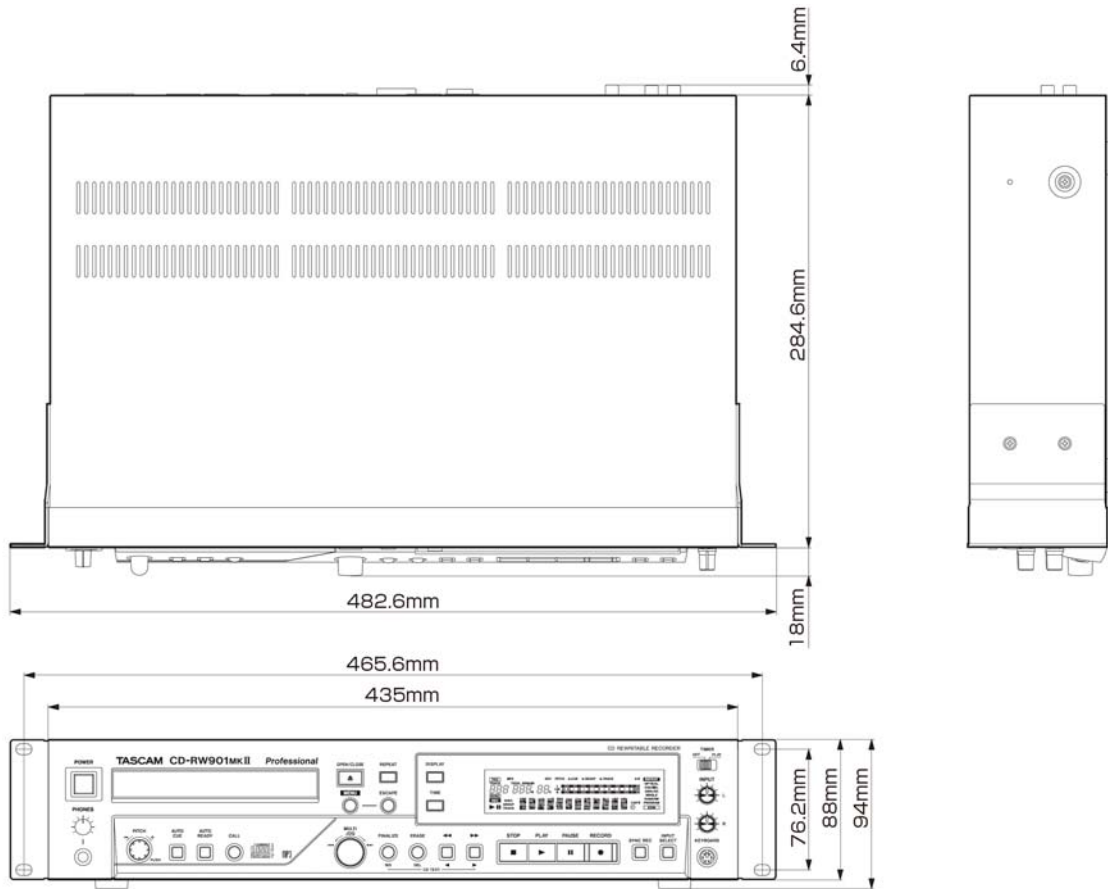
*: The maximum current supplied from this terminal is 50 mA.

Tally signals are open collector, with a maximum current of 50 mA. Input signals are active when low (ground) for ≥ 30 ms.

A fader start/stop control should be wired according to the following schematic:



■ Dimensional drawing



※TASCAM is trademark of TEAC CORPORATION, registered in the U.S. and other countries.
 ※Other company names, product names and logos are the trademarks or registered trademarks of their owners.
 ※Specifications and appearance are subject to change without notice.
 ※All information included in this document is as of May, 2014.